

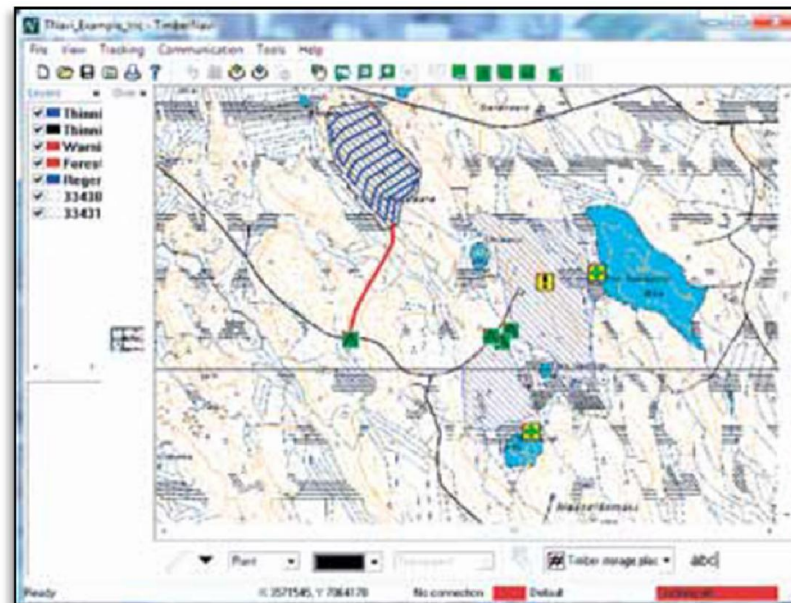


TimberNavi™



History of TimberNavi

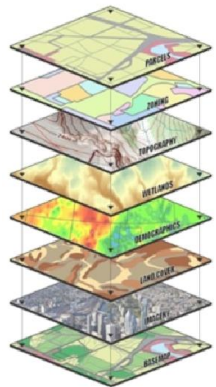
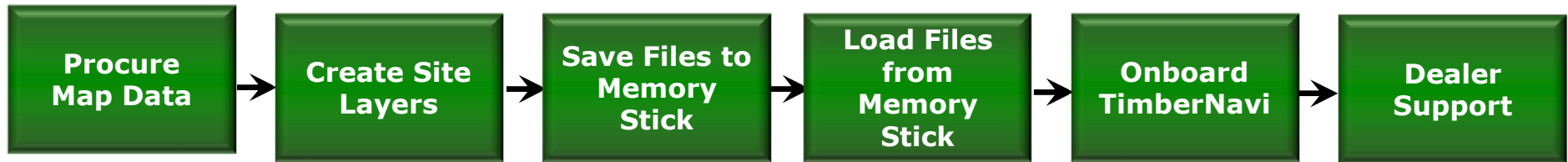
- **Used with our Wheeled Cut to Length Machines for about 15 years**
- **Europe Mostly; South America, Asia/Pacific, & U.S. & Canada**
- **Good Solution, but Difficult to Use and Not Intuitive for the Operator**



TimberNavi "Full Tree" Today

In the Office

On the Machine



TimberNavi Add-on Toolbar & MapDesigner



Value Added Benefits

	Productivity	Uptime	Low Daily Operating Costs
Ease of Use	X	X	X
High Resolution Display	X		
Rugged Monitor; Tested for Forestry Application		X	
Cut Block Alarms		X	X
Easily Calculate Areas & Measure Distance	X	X	
Real-time Tracking Layers	X		
Integrated to Forestry Machine		X	X
Financed w/ Machine & Packaged with Ultimate Uptime Solution			X
John Deere Dealer Support		X	X

Customer Testimonials



TIMBERNAVI™
JOBSITE MAPPING

"I feel a sense of accomplishment every morning before starting the job... I enjoyed being able to see how many miles I traveled the day before."

"I like the size of the monitor and the visual quality of the tracking layers compared to the TimberPilot. The TimberNavi monitor is bigger and the tracking layers are lines, versus small dots... I like that."

"It's user-friendly for the operator; very simple to use."

"I like the alarm notifications when you're approaching the cut lines... They seem to be accurate and I like the red flashing."

"The machine integration associated with TimberNavi is a huge plus... There's a clean, factory installation there that does not get in the way of the operation."





JOHN DEERE